

FROM THE PRINCIPAL

Dear Parents and Community Members,

Attached is Crook County Middle School's annual report card issued by the Oregon Department of Education. During the 2013-2014 school year Crook County Middle School received an Overall Rating of 4 out of a possible 5. While the report provides us with information that we can all be proud of, it also details areas of future improvement. We are particularly proud of our Level 5 growth in mathematics and Level 4 growth in reading. Continuous improvement is at the forefront of everything we do at CCMS. Last year we ranked in the 92nd percentile of all Oregon middle schools with regards to Math & Reading student growth as measured by the Value Added Model (VAM.) Our report card results further validate this focus on student growth.

While we can relish this accomplishment, we still have much ahead in terms of academic achievement. Our percentages of

meets/exceeds hovers around the state averages and there are significant gains we want our students to achieve. Additionally, we are striving for improvement in serving student subgroups in ELL and Students with Disabilities. We hope to accomplish continued improvements in growth and achievement by delivering a comprehensive academic support system, providing highly effective instruction, creating a 21st century learning environment, and offering multiple opportunities to engage students through sports, clubs, and electives. This is all part of our commitment to every child, every day. Thank you for the opportunity to educate your student. Go Colts!

Thank you,

Principal | Kurt Sloper

SCHOOL PROFILE

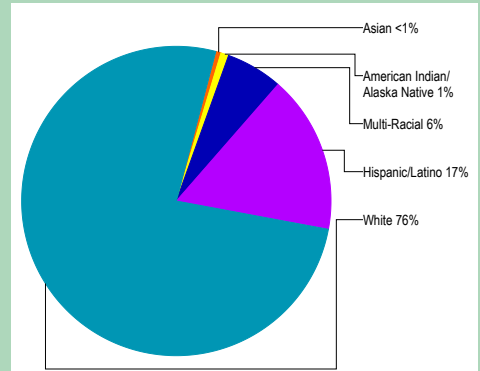
Enrollment 2013-14	606
Change from previous year	-0.7%
Students attending 90% or more of enrolled days	83.6%

Select Demographics 2013-14	
English Learners	11%
<i>Students who have ever been eligible for or participated in a program to acquire academic English.</i>	
Economically disadvantaged	66%
Students with disabilities	17%

Number of different languages spoken: 3

Note: a "*" is displayed when the data must be suppressed to protect student confidentiality.

STUDENTS

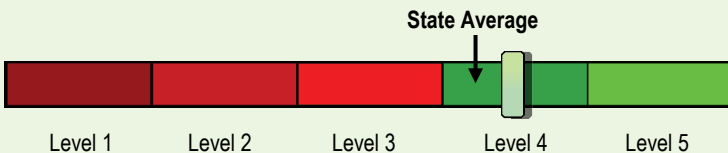


OVERALL STATE RATING

HOW ARE STUDENTS AT THIS SCHOOL PERFORMING COMPARED TO THOSE AT OTHER SCHOOLS?

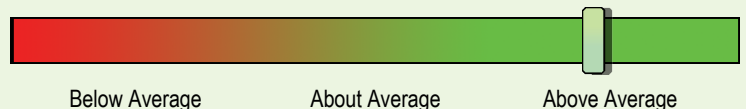
The overall state rating is intended to summarize this school's particular successes and challenges. It is based on a combination of up to five factors. Three of these factors come from standardized test scores in reading and math: student achievement, student growth, and the growth of underserved subgroups. Please be aware that this rating is based mainly on high-stakes testing and accordingly, represents a limited view of student performance. Other aspects of this report card are designed to put this rating in the proper context.

Compared to all schools statewide in 2013-14, this school is rated as Level 4.



- Level 1** = Falls into the bottom 5% of schools
- Level 2** = Falls between 5% and 15% of schools
- Level 3** = Falls between 15% and 44% of schools
- Level 4** = Falls between 44% and 90% of schools
- Level 5** = Falls into the top 10% of schools

Compared to middle schools with similar student demographics in 2013-14, this school's rating is above average.



- Below average** = Falls into the bottom third of comparison schools
- About average** = Falls into the middle third of comparison schools
- Above average** = Falls into the top third of comparison schools

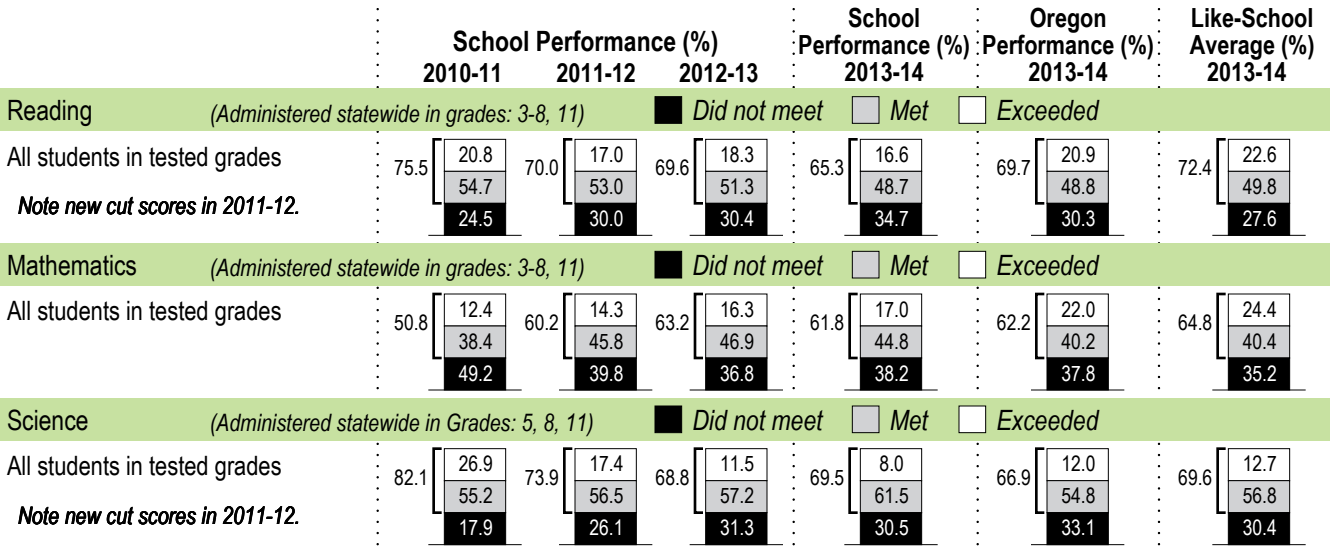
PROGRESS ARE STUDENTS MAKING ADEQUATE GAINS OVER TIME?

SCHOOL PERFORMANCE

Performance of students enrolled in the school for a full academic year

Did at least 95% of the students at this school take required assessments? Yes No

Participation rate criteria are in place to ensure schools test as many eligible students as possible



Visit www.ode.state.or.us/go/data for additional assessment results.

Note: a "*" is displayed when data are unavailable or to protect student confidentiality.

OUTCOMES FOR KEY STUDENT GROUPS AT THIS SCHOOL COMPARED TO THE SAME GROUPS STATEWIDE

STUDENT GROUP OUTCOMES

	School Performance (%)	Oregon Performance (%)	School Compared to OR Average	School Performance (%)	Oregon Performance (%)	School Compared to OR Average	School Performance (%)	Oregon Performance (%)	School Compared to OR Average		
Economically Disadvantaged				American Indian/Alaska Native			Native Hawaiian/Pacific Islander				
Reading	58.6	57.8	+0.8	Reading	*	54.9	*	Reading	*	55.6	*
Mathematics	53.8	49.5	+4.3	Mathematics	*	45.6	*	Mathematics	*	52.4	*
Science	62.7	54.6	+8.1	Science	*	54.0	*	Science	*	48.4	*
English Learners				Asian			White				
Reading	41.5	47.7	-6.2	Reading	*	79.8	*	Reading	68.4	75.8	-7.4
Mathematics	46.2	46.5	-0.3	Mathematics	*	81.3	*	Mathematics	64.1	67.3	-3.2
Science	35.3	40.5	-5.2	Science	*	74.8	*	Science	73.6	74.5	-0.9
Students with Disabilities				Black/African American			Female				
Reading	22.4	30.5	-8.1	Reading	*	50.5	*	Reading	67.0	73.7	-6.7
Mathematics	11.8	22.3	-10.5	Mathematics	*	39.1	*	Mathematics	65.9	63.7	+2.2
Science	16.0	36.7	-20.7	Science	*	39.1	*	Science	63.7	64.9	-1.2
Migrant				Hispanic/Latino			Male				
Reading	25.0	42.5	-17.5	Reading	50.5	52.4	-1.9	Reading	63.8	65.9	-2.1
Mathematics	37.5	41.2	-3.7	Mathematics	50.5	47.0	+3.5	Mathematics	58.1	60.7	-2.6
Science	42.9	33.2	+9.7	Science	43.8	45.9	-2.1	Science	75.0	68.8	+6.2
Talented and Gifted				Multi-Racial							
Reading	*	98.5	*	Reading	64.5	73.6	-9.1	<p>Note: a "*" is displayed when data are unavailable or to protect student confidentiality.</p>			
Mathematics	*	98.2	*	Mathematics	61.3	64.5	-3.2				
Science	*	98.1	*	Science	88.9	70.5	+18.4				

CURRICULUM & LEARNING ENVIRONMENT WHAT IS THIS SCHOOL DOING TO IMPROVE STUDENT LEARNING AND TO PREPARE STUDENTS FOR THE FUTURE?

SCHOOL READINESS

- School-Based Health Clinic
- Positive Behavior Intervention Program (PBIS)
- Bullying/Harassment Prevention Program
- Individual & Group Counseling Services
- Peer Conflict Mediation Program
- Community Partners/Agencies: Prineville Police Department, Department of Human Services,

Crook County Juvenile Department, Crook County Coalition, Lutheran Community Services, and Crook County Sheriff Department.

ACADEMIC SUPPORT

- Special Education Program
- Bilingual/ESL Program Program
- Study Skills Course Offering
- Math & Reading Support Course Offerings
- Individual & Group Counseling Services
- Reading Mentor Program
- The Landing - Community Tutoring Center
- Crook County Kids Club
- Oregon Leadership Institute - Paso a Paso

ACADEMIC ENRICHMENT

- Talented & Gifted (TAG) Program
- Spanish I
- Advanced Math
- CCMS Leadership
- National Honor Society
- 6th Grade Outdoor School
- Elective Offerings: Leadership, College & Careers, Reading Mentorship, Journalism, Spanish, Wood Shop, Choir, Band, Art, Physical Education, Health, Computers, & Stream Team.

CAREER & TECHNICAL EDUCATION

- Wood Shop

EXTRA-CURRICULAR ACTIVITIES/ AFTER SCHOOL PROGRAMS

- Sports: Football, Cross Country, Volleyball, Basketball, Wrestling, and Track & Field.
- Clubs: Art Club, Drama Club, & Technology Club.
- Performing Arts: Choir & Band.

- National Honor Society
- CCMS Leadership

Data and information in the Curriculum and Learning Environment section was provided by local schools and districts and was not verified by the Oregon Department of Education.